


## Refunds

UND allows you to select how you would like to receive excess financial aid or other refunds from the University with Nelnet Quikpay. You will have a choice to have your refunds direct deposited into one of the following:

1. Bank Account (USA Bank Accounts Only) Funds deposited in 1-2 Business Days
2. Reloadable Debit Card (USA Debit Card Only) Funds received in 1-2 Business Days

### Set Up Your Refund Preference


1. Log in to **Campus Connection**.
2. Click the **Financial Account** tile.



### 3. Select **Pay Online Now**.

### 4. Select **University of North Dakota**.


Account Balance	The links below will securely connect you to the online payment processor for Campus Connection. Select the link for the institution you wish to pay.
Charges Due	This allows you to make electronic payments, view your eBill, and set up authorized payers to make payments on your behalf.
Payment History	The payment will be applied to your student account in Campus Connection shortly after submission. If your student account was past due and is now paid in full, the registration/transcript hold in Campus Connection will be lifted as the system refreshes.
<b>Pay Online Now</b>	
Direct Deposit	
Sign Fin Obligation Agreement	
View 1098-T	



University of North Dakota, Grand Forks

\$0.00 >

### 5. Select **Manage Refunds > Manage My Refunds**.

Message Board	
Payment Profiles	
<b>Manage Refunds</b>	
Authorize Payers	
User Preferences	
View & Pay Accounts	
Transaction History	
Payment Plan	
Messages	

### 6. Complete Refund Preference Selection